

JURALCO EDGETEC®


Frameless Glass
**Balustrade and Pool
Fencing Systems**



EDGETEC® MINI POST

PRODUCT FEATURES AND BENEFITS

- Enjoy Clear Views
- 12mm Toughened Glass
- Designed and Assembled in New Zealand
- Available in Wide Range of Dulux® Powder Coat Colours
- Complies with NZS1170, NZS4223.3.2016 & NZBC Clause F9 & 162C of the Building Act (pool safety legislation)
- Suitable for Occupancy Types A, A Other & C3 Residential
- Matching Interlinking Top Rail (not required for pool fencing)
- Matching Hydraulic Pool Gate & Panel Clip Hardware
- 5 Year Warranty*
- NZ Patent 618520
- Masterspec Details — Section 4852JB



ALUMINIUM STANCHIONS WITH COLOUR CHOICE

Edgetec Mini Posts combine modern architectural grade aluminium clamps, stainless steel fixings and heavyweight toughened safety glass with a 38mm x 30mm interlinking top rail, for the best in frameless glass balustrades. Mini Posts are ideal for deck or stair balustrades and pool fencing as they are designed to offer maximum glass exposure for clearer views.

The Edgetec Mini Post has a patented adjustable clamping system, designed for 12mm thick toughened glass without holes. The system is designed for heights from 1000mm for balustrades to 1200mm for pool fencing. Available as top fix or face fix, Mini Posts have crafted covers which hide the engineered stainless steel fixings.

Modern house designs which include waterproof and floating decks, are accommodated with a specially designed gutter bracket for Mini Post balustrades. Custom coloured with a choice of over 40 standard Dulux powder coat finishes, Edgetec Mini Post Frameless Glass balustrades truly blend into the background.



EDGETEC® JH CLAMP

PRODUCT FEATURES AND BENEFITS

- Enjoy Clear Views
- 12mm/15mm Toughened Glass
- Designed and Assembled in New Zealand
- Available in Wide Range of Dulux® Powder Coat Colours
- Complies with NZS1170, NZS4223.3.2016 & NZBC Clause F9 & 162C of the Building Act (pool safety legislation)
- Suitable for Occupancy Types A, A Other, B, E, C3 Residential & C3 Commercial
- Matching Interlinking Top Rail (not required for pool fencing)
- Matching Hydraulic Pool Gate & Panel Clip Hardware
- 5 Year Warranty*
- Masterspec Details — Section 4852JB



MINIMALIST FUNCTIONALISM

Designed in response to demands for maximum visibility, the JH Clamp Frameless Glass Balustrade presents minimal fixings in clearer views beyond the glass panels.

JH Clamp is an architectural grade aluminium clamp that fixes 12mm/15mm thick toughened glass panels to the external edge of balconies and stairs - as well as for internal stairs and landings. A 38mm x 30mm interlinking top rail is fitted to the top of the glass panels in a powder coat colour that matches the JH Clamps, to complete the balustrade. JH Clamp has a 30mm thick body which sets the glass out from the deck, assisting with water drainage and cleaning, but fixing centres are up to 50% wider than our traditional Edgetec Double Disc Anchors - providing a comparatively less visual and far more linear fixing detail.

Custom coloured with a choice of over 40 standard Dulux powder coat finishes, the JH Clamp is minimally intrusive with all 'through the glass' fixings hidden behind matching cover plates. For the ultimate in hidden fixing, the JH Clamp has an optional wooden deck detail that can conceal the clamp completely - blurring the line between where your deck ends and the balustrade begins.



EDGETEC® DISC ANCHOR

PRODUCT FEATURES AND BENEFITS

- Enjoy Clear Views
- 12mm/15mm Toughened Glass
- Available in a Wide Range of Dulux® Powder Coat Colours or Marine Grade 316 Polished Stainless Steel
- Complies with NZS1170, NZS4223.3.2016, NZBC Clause F9 & 162C of the Building Act (pool safety legislation)
- Suitable for Occupancy Types A, A Other, B, E, C3 Residential & C3 Commercial
- 5 Year Warranty*
- Masterspec Details — Section 4852JB



INDUSTRIAL AESTHETIC IN COLOUR

The Edgetec Double Disc Anchor is a 50mm Diameter round traditional fixing from the Edgetec balustrade range - ideal for those seeking a more industrial Frameless Glass Balustrade aesthetic.


Double Disc Anchors are manufactured from either solid 316 marine grade stainless steel or architectural grade aluminium. The 30mm long body sets the 12mm/15mm toughened glass panels out from the deck to assist with water draining and cleaning.

The Double Disc Anchor system is ideal for external balconies and stairs - as well as for internal stairs and landings. It can be fixed directly to either timber, steel or concrete surfaces and is finished with a 38mm x 30mm interlinking top rail in a choice of powder coat colours to suit.

Double Disc Anchors have a hidden fixing detail as standard and are available in either a mirror polished stainless steel or aluminium finish, which can be powdered coated in a choice of over 40 colours.

PRODUCT FEATURES AND BENEFITS

- Enjoy Clear Views
- 12mm/15mm Toughened Glass
- Designed and Assembled in New Zealand
- Face Fix or Top Fix
- Available in Wide Range of Dulux® Powder Coat Colours
- Complies with NZS1170, NZS4223.3.2016 & NZBC Clause F9 & 162C of the Building Act (pool safety legislation)
- Suitable for Occupancy Types A, A Other, B, E, C3 Residential & C3 Commercial
- Matching Hydraulic Pool Gate & Panel Clip Hardware
- 5 Year Warranty*
- NZ Patent 630364
- Masterspec Details
— Section 4852JB



CLEAN LINEAR DESIGN

Edgetec Infinity Frameless Glass Balustrade is a Cantilevered top or face fix system that offers a sleek linear design, for clear views.

Manufactured from architectural grade aluminium, the proprietary Infinity clamps fix the 12mm/15mm toughened glass panels without a requirement for holes in the glass. Drawing from the patented technology of the Edgetec Mini Post – Infinity is adjustable, even if the deck moves after installation.

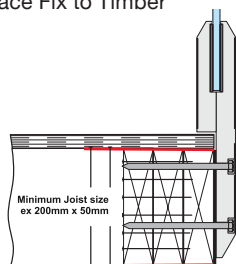
Custom coloured with a choice of over 40 standard Dulux powder coat finishes, Infinity balustrade clamps are set at regular centres, with alignment via a continuous back plate. A matching continuous linear front cover plate and a 38mm x 30mm interlinking top rail finishes off the system, producing a low profile modern look.



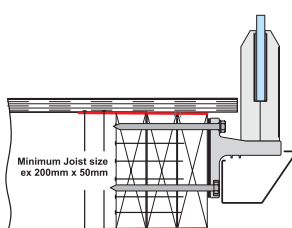
TYPICAL FIXING DETAILS

EDGETEC® MINI POST

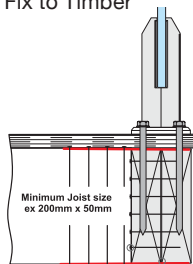
Face Fix to Timber



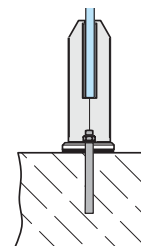
Face Fix to Timber with Gutter Bracket



Top Fix to Timber

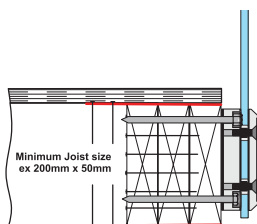


Top Fix to Concrete

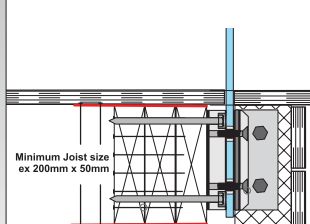


EDGETEC® JH CLAMP

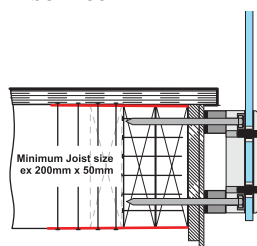
Face Fix to Timber



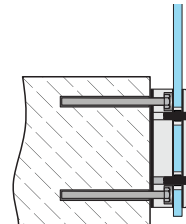
Hidden Face Fix to Timber



Face Face Fix to Waterproof Timber Deck

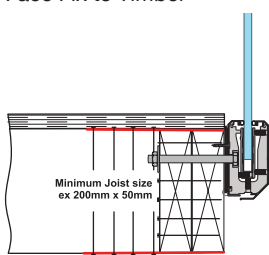


Face Face Fix to Concrete

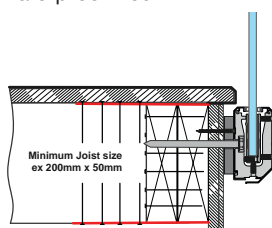


EDGETEC® INFINITY

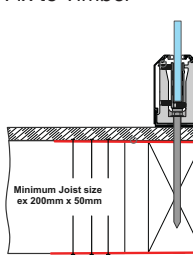
Face Fix to Timber



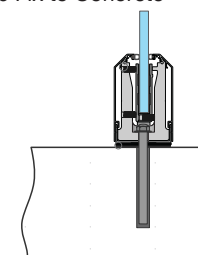
Face Fix to Timber Waterproof Deck



Top Fix to Timber

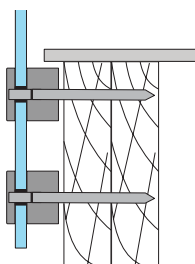


Top Fix to Concrete

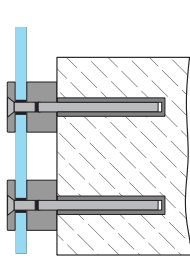


EDGETEC® DISC ANCHOR

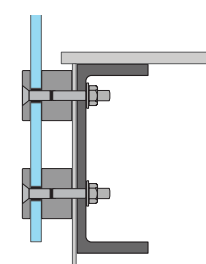
Domestic Timber Fix



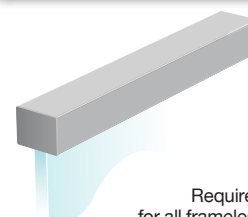
Concrete Fix



Steel Fix



INTERLINKING TOP RAIL



Required for all frameless toughened glass balustrades (not required for pool fencing)

The above represents only a few of the fixing details available - see your authorised Juralco Balustrade Installer for more details.

To guarantee customer satisfaction and ensure a high standard of quality, Edgetec balustrade systems are only available from the most highly qualified tradesman who have been certified to install these systems. You can refer to the address here and be confident that you will have a service that matches the Juralco balustrade product quality. The products in this brochure are the subject of intellectual property protection.

All brands are either trademarks of Juralco Aluminium Building Products Ltd or used under licence. Dulux® is a registered trademark of Dulux Group (Australia) PTY LTD.

masterspec partner
SECTION 4852J

JURALCO
EDGETEC
BALUSTRADE SYSTEMS

*For warranty terms & conditions see www.juralcobalustrades.co.nz

Available from:

Authorised Installer